


CREATE YOUR OWN / CREA TU PROPIO


LANDSCAPE

PAISAJE



 **1** CUT OUT ITEMS
RECORTA OBJETOS

 **2** FOLD ITEMS
DOBLA PARTES

 **3** GLUE YOUR LANDSCAPE
PEGA TU PAISAJE

DOWNLOAD MORE PAPER-CRAFTS / DESCARGA MÁS PAPER-CRAFTS
@ WWW.UHU-PAPERCRAFT.COM

UHU[®]
glues anything, anytime.


INSTRUCTIONS / INSTRUCCIONES

1



CUT OUT ITEMS...
RECORTA LAS IMÁGENES...


2



AND GLUE THEM ON
CARDBOARD.

Y PEGALAS EN UN
CARTÓN.

3



FOR STABILISATION GLUE
A SUPPORT STAND OF
CARDBOARD ON THE
BACK SIDE...

PARA QUE QUEDE FIRME,
PEGA UN PEDESTAL DE
CARTÓN EN LA PARTE DE
ÁTRAS QUE SERVIRÁ
DE SOPORTE...


4



AND GLUE THE
BACKGROUND TO THE
GROUND.


Y PEGA LA PARTE DE
ÁTRAS A LA BASE.





DOWNLOAD MORE PAPERCRAFTS / DESCARGA MÁS PAPERCRAFTS
@ WWW.UHU-PAPERCRAFT.COM

UHU®
glues anything, anytime.



DOWNLOAD MORE PAPERCRAFTS / DESCARGA MÁS PAPERCRAFTS
@ WWW.UHU-PAPERCRAFT.COM

UHU[®]
glues anything, anytime.



DOWNLOAD MORE PAPERCRAFTS / DESCARGA MÁS PAPERCRAFTS
@ WWW.UHU-PAPERCRAFT.COM

UHU[®]
glues anything, anytime.